



MTPredictor™

Software & training for Risk/Reward trading with Elliott wave

Daily Training report



Web: www.mtpredictor.com
 Email: Sales@MTPredictor.com
 Int'l: +44 (0) 11 7985 4397
 from UK (freephone): 0800 107 5271
 from US (toll free): (800) 856-1582

1 Mar 2006

Contents:

- ❑ Announcements
- ❑ Market Commentary
- ❑ Training & Education
- ❑ Paid advertising/sponsorship – BMW, p1; SAS®, p.2

Announcements

MTPREDICTOR™ working with PARTNERS

-  Latest MTP reseller [+ MTP article [here](#)]
-  Thank you for showcasing MTP recently
-  New 2006 MTP reseller – finalizing ...
-  New 2006 MTP reseller – shortly ...
-  Press Release [here](#) + the Exchange article confirmed
-  MTP article confirmed - spring issue...
-  New MTP site feature [here](#)
-  Recent MTP articles [here](#)
-   Last MTP webinar [here](#)
- **ADD-ONS with PARTNERS**   - Videos [here](#)

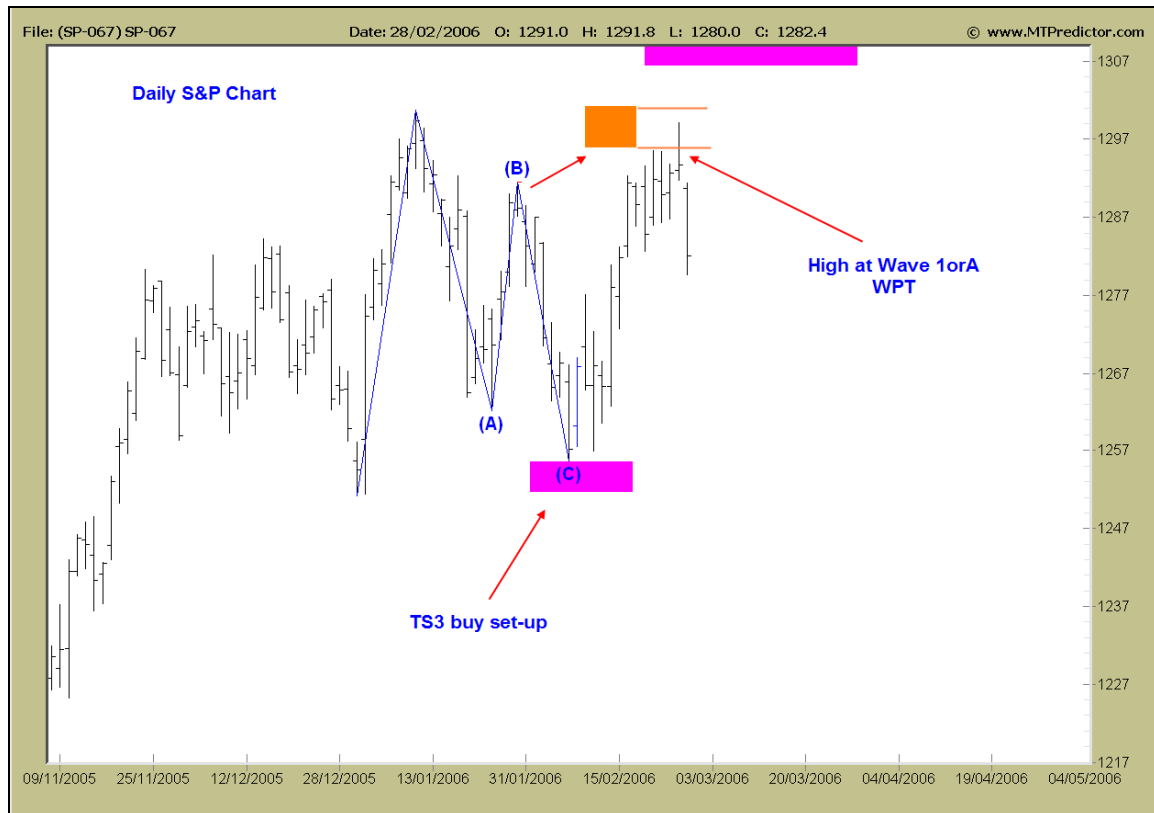
PAID ADVERTISING/SPONSORSHIP (BMW; SAS®)



Trade at your own risk. There is risk of loss when trading speculative markets. This training and education newsletter is for information and educational purposes only and should not be considered trading recommendations. You should seek appropriate advice from your broker, or licensed investment advisor, before taking any action. All trading decisions are your own sole responsibility, and MTPredictor or S. E. Griffiths or A. P. Beckwith cannot be held responsible for any losses that are incurred as a result. Past performance is no guarantee of future results. © MTPredictor - www.MTPredictor.com 2001 - 2006.

Market commentary


S&P (SP-067) Daily Chart:



As you can see from the Chart above, yesterday the S&P declined sharply. This is exactly what I suspected would happen, especially as the S&P was right at the level of the minor Wave 1orA WPT as the weakness set in on Monday. As such, I would like to see this decline continue today, however, I am aware that we are now at the level of the minor Wave 1orA WPT on the 60-min Chart, as such a minor bounce could well unfold today.


The Nasdaq is in a similar position, where we had a sharp decline yesterday. Again, this was anticipated by the software, which was looking for a Wave C high yesterday. This Wave C high can be seen clearer on the 60-min chart where a Major Wave C TS3 sell set-up nailed the high perfectly.

As such, the question for me now is whether an important high has unfolded and the current decline will continue. Initially I would have to say yes, but I would like to see how any minor bounce unfolds today (if it does indeed unfold)



4.5 million people in 40,000 locations have THE POWER TO KNOW.

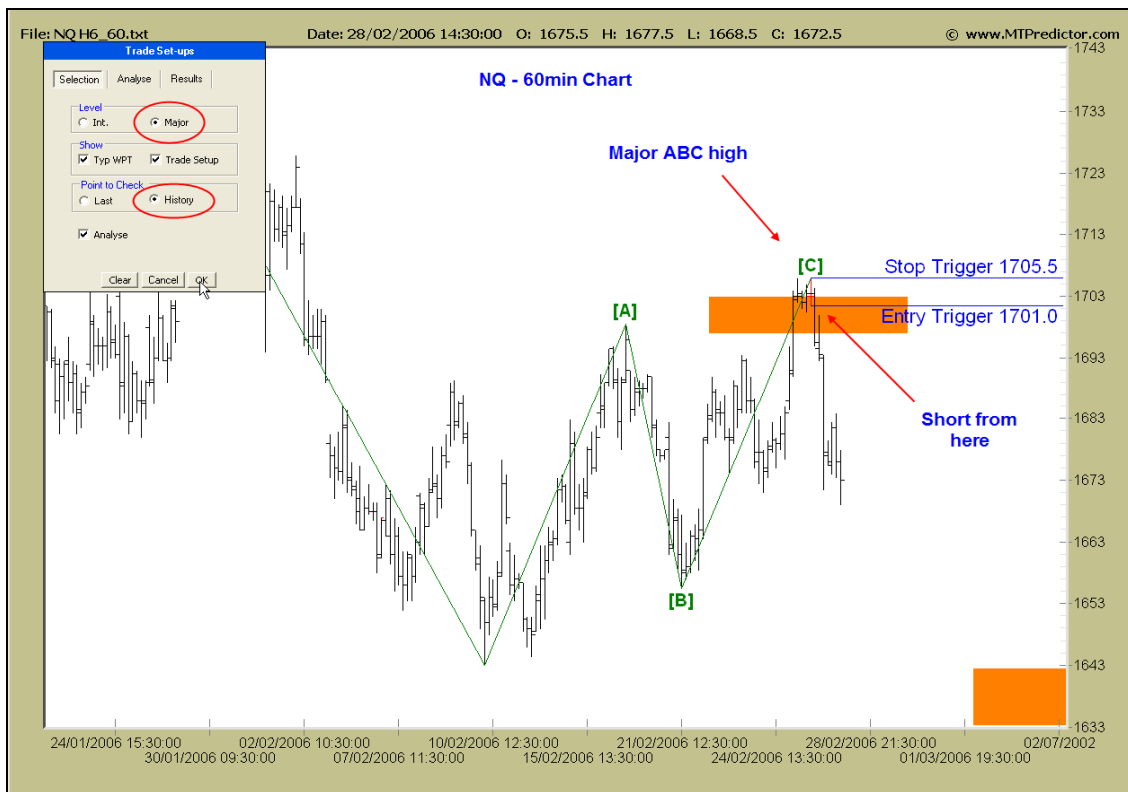
Find out what SAS® software can do for you.



Nasdaq (NQ1-067) Daily Chart:

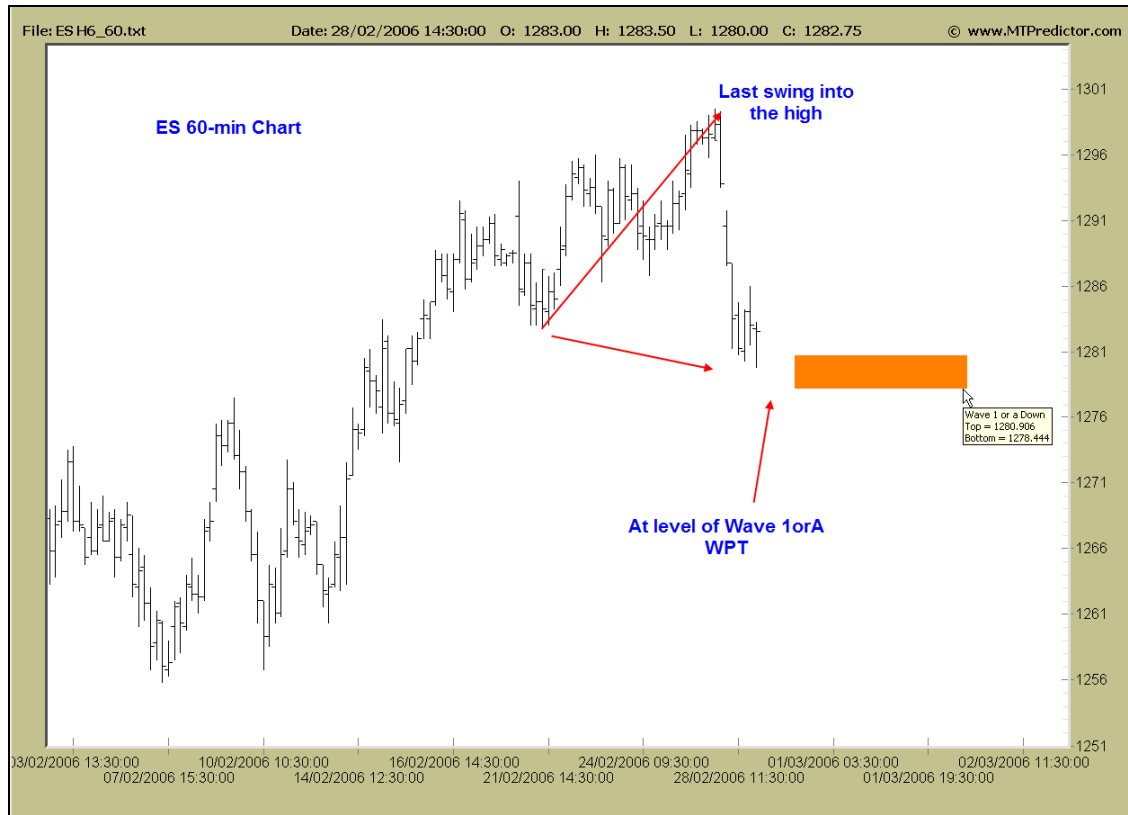


Russell Index (RT-067) Daily Chart:



OK, over to some Real-Time charts now.

First I would like to look at the 60-mon ES to follow up on the comments I made on Page 1:

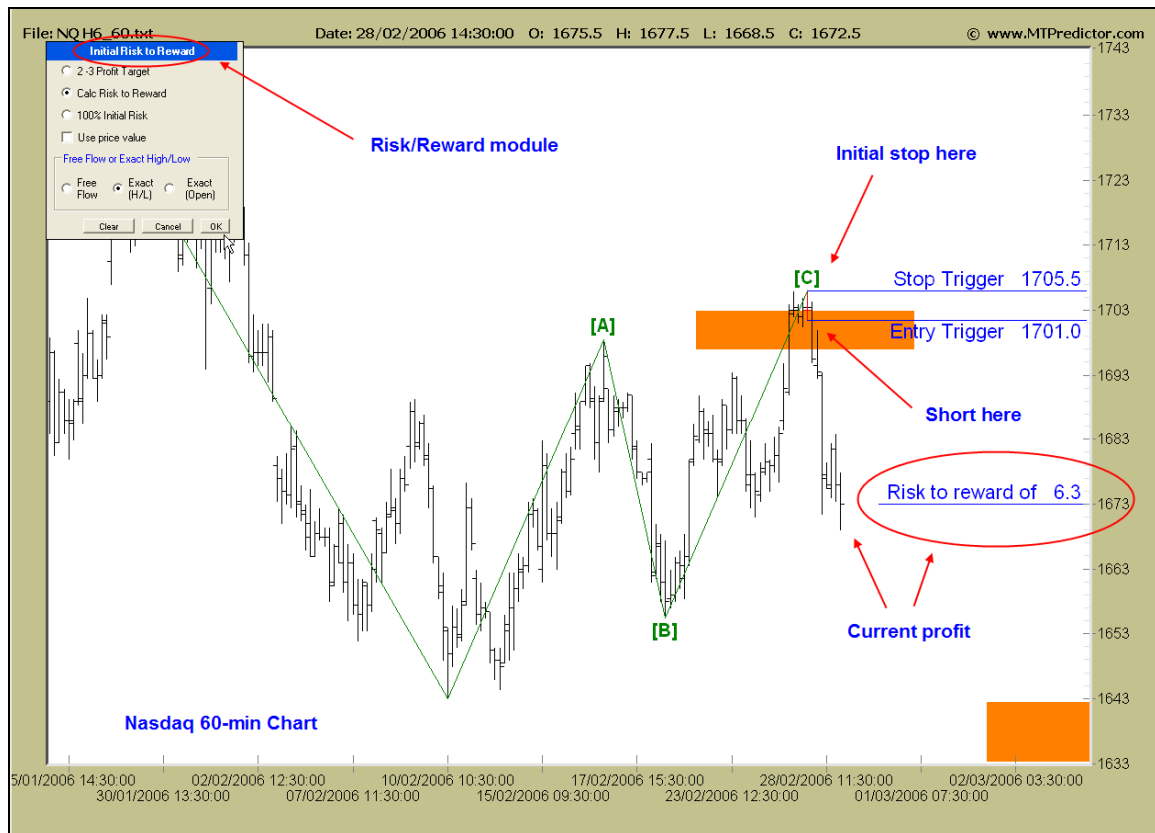


As you can see, yesterday's decline stopped right at the level of the Wave 1orA WPT taken from the last swing up into the recent high. I have shown this WPT many times in this report, and this advanced technique is covered in more detail in Part 2 of the Trading Course. As such, I would not be at all surprised to see a minor bounce from this level today. However, I will be watching the minor pattern of any rally (that may unfold) to see if it is corrective. If it is, then this will signal further declines in a day or so.

Although this WPT is not available directly in the eSignal efs's or TradeStation eld's, both these write data out to the hard drive in ASCII format that can be read in the EOD program – this is what I have done here. This data is then available for any further advanced analysis, such as this. This is why the EOD program is supplied free as part of the Real-Time package.

Continued on the next page

I would also like to pause for a minute and look again at the current Major TS3 short on the 60-min Nasdaq:



As you can see, this trade has already reached an open profit of just over 6x the initial risk (ignoring slippage and commission). Yet again, this is a good example of how you should look at profits in terms of initial risk. Even though this trade has not reached the first profit target, the return is huge when compared to the initial risk.

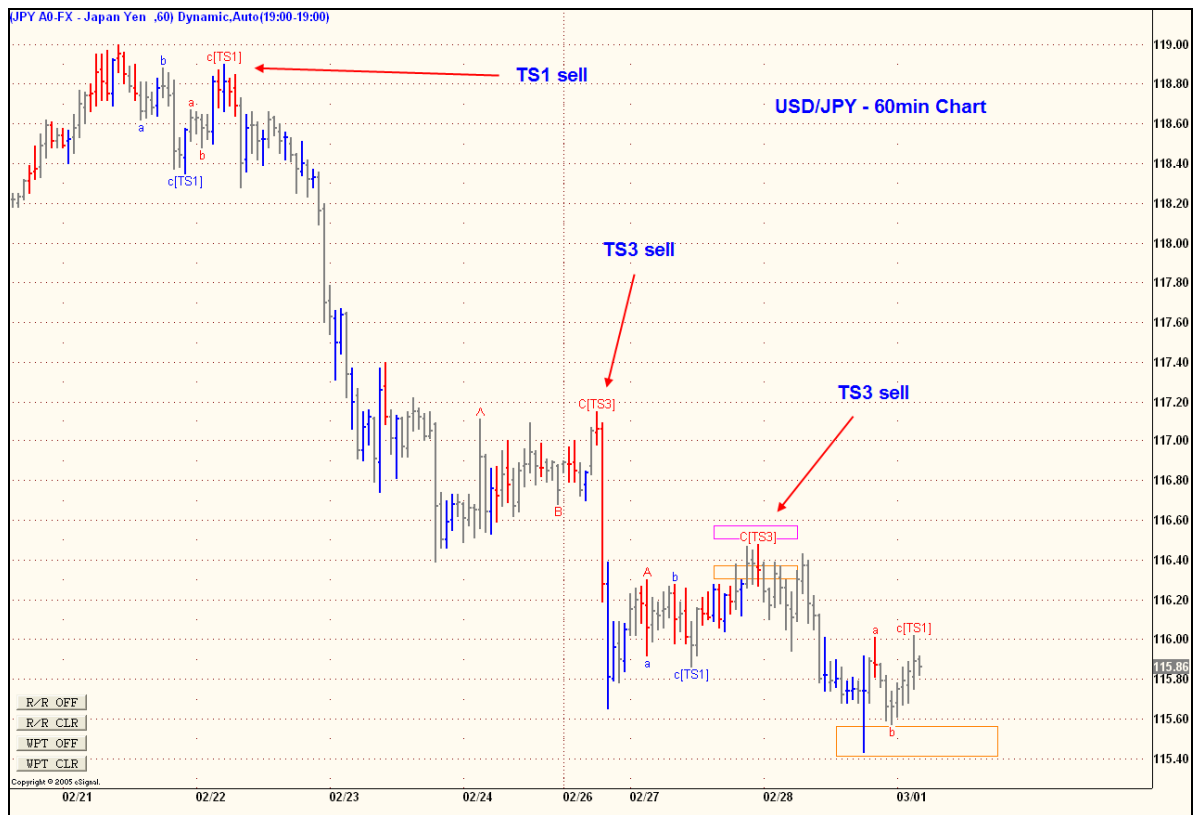
Again I wish to stress that this is what makes money over time – having profits that are large in comparison to the losses. This is only possible with correct position sizing. So even if you got nervous and took profits at this level, (because the S&P was at WPT support), the profit would still be very very good, not necessarily in pure \$'s, but as a return against initial risk.

I hope you are all getting this message by now and how correct position sizing and then looking at profits in terms of initial risk should be central to your own personal trading plan....

Continued on the next page . . .

OK, now onto Forex, as I know a number of you trade Forex ☺

60-min USD/JPY:



As you can see, this market has been very kind to us over the last week or so, with 3 very nice automatic sell set-ups, all of which have worked out very nicely indeed.

It is also nice to see so many of you posting Forex Charts on the Forum, we have provided this as a means for you all to communicate with each other, so it is nice to see so many of you using this on a regular basis.

Thanks,

Steve

Real-Time charts provided by eSignal® and TradeStation8®

Paid advertising/sponsorship

To advertise in or sponsor the MTPredictor Reports™, please email tony.beckwith@mtpredictor.com (Director of Sales & Marketing)

Thanks and good trading . . .

Steve Griffiths
Managing Director and developer of MTPredictor
MTPredictor Ltd.
www.mtpredictor.com

U.S. Government Required Disclaimer - Commodity Futures Trading Commission Futures and Options trading has large potential rewards, but also large potential risk. You must be aware of the risks and be willing to accept them in order to invest in the futures and options markets. Don't trade with money you can't afford to lose. This is neither a solicitation nor an offer to Buy/Sell futures, stocks or options on the same. No representation is being made that any account will or is likely to achieve profits or losses similar to those discussed on this web site. The past performance of any trading system or methodology is not necessarily indicative of future results.

CFTC RULE 4.41 - HYPOTHETICAL OR SIMULATED PERFORMANCE RESULTS HAVE CERTAIN LIMITATIONS. UNLIKE AN ACTUAL PERFORMANCE RECORD, SIMULATED RESULTS DO NOT REPRESENT ACTUAL TRADING. ALSO, SINCE THE TRADES HAVE NOT BEEN EXECUTED, THE RESULTS MAY HAVE UNDER-OR-OVER COMPENSATED FOR THE IMPACT, IF ANY, OF CERTAIN MARKET FACTORS, SUCH AS LACK OF LIQUIDITY. SIMULATED TRADING PROGRAMS IN GENERAL ARE ALSO SUBJECT TO THE FACT THAT THEY ARE DESIGNED WITH THE BENEFIT OF HINDSIGHT. NO REPRESENTATION IS BEING MADE THAT ANY ACCOUNT WILL OR IS LIKELY TO ACHIEVE PROFIT OR LOSSES SIMILAR TO THOSE SHOWN. NO REPRESENTATION IS BEING MADE THAT ANY ACCOUNT WILL, OR IS LIKELY TO ACHIEVE PROFITS OR LOSSES SIMILAR TO THOSE DISCUSSED WITHIN THIS SITE, SUPPORT AND TEXTS. OUR COURSE(S), PRODUCTS AND SERVICES SHOULD BE USED AS LEARNING AIDS ONLY AND SHOULD NOT BE USED TO INVEST REAL MONEY. IF YOU DECIDE TO INVEST REAL MONEY, ALL TRADING DECISIONS SHOULD BE YOUR OWN.

MTPredictor, Isolation Approach, Techniques Curve & MTPredictor reports are trademarks of MTPredictor Ltd. All other trademarks and brands may be the property of their respective owners. © MTPredictor Ltd. 2001 - 2006. All rights reserved.

Trade at your own risk. There is risk of loss when trading speculative markets. This training and education newsletter is for information and educational purposes only and should not be considered trading recommendations. You should seek appropriate advice from your broker, or licensed investment advisor, before taking any action. All trading decisions are your own sole responsibility, and MTPredictor or S. E. Griffiths or A. P. Beckwith cannot be held responsible for any losses that are incurred as a result. Past performance is no guarantee of future results. © MTPredictor - www.MTPredictor.com 2001 - 2006.